

WE SEARCH
THE WORLD
TO BRING
INNOVATIVE
PRODUCTS
TO YOU

TOPFORM[®]

Creative Worktop Solutions



TOP wood

Lasting beauty that won't cost the earth.

TOP SHAPE

The ultimate square edged worktop.

TOP PLUS

Innovative design, superior quality,
postformed worktop.

TOP Contract

Value range worktop.



€4.99 / UK £3.99



FEATURING BRAND NEW RANGES,
COLOURS & TEXTURES



Striped Coco Worktop
Available in both the TopPlus & TopShape Range.

Contents

04

New Colours & Product Introductions

06

TopContract



Value range worktop.

08

TopPlus



Innovative design, superior quality
postformed worktop.

24

TopShape



The ultimate square edge worktop.

32

TopWood



Lasting beauty that won't cost the earth.

36

Upstands, Splashbacks, Universal Panels & Other Accessories

Extras that make a difference.

40

Our Textures

Visualise the diverse range of worktop textures available from Topform.

41

Caring for your Worktop

Care and Maintenance advice from the experts.

42

Our Colours at a Glance

A quick reference description of all the colours available from Topform.

46

Our Product Matrix

Find your chosen worktop's specification in our product matrices.

Look for FSC® certified products



Welcome to



The home of Creative Worktop Solutions



“ WE HAVE
TRAVELLED THE
WORLD SO THAT
YOU DON'T
HAVE TO... ”

Paul Glynn, Managing Director of Topform informed visitors at the launch of their new range, that he had completed a world wide trawl for laminates to bring only the best into the 2014 collection.

“It's not just a matter of colours” explains Paul, “it's the whole combination of textures, surfaces, sizes and decors that combine to make our new range so exciting”.

In particular, we have advanced the program for TopShape by almost doubling the number of decors available and have increased the number of standard panels too. Our sales in the UK of the 25 mm thickness worktop, has allowed us to see that this is a new and exciting presentation of a familiar product. Placed on your kitchen it adds a unique appearance, similar in many ways to a granite worksurface. We are launching 10 colours in this range, those most similar to natural stones.

For the first time, we have added product from suppliers further a field and while this gives us logistical difficulties, we think that you will be pleased with the result. Our new suppliers offer more vibrant gloss decors along with new linen textures, showing both ends of the spectrum of design.

New edging technology to replicate high gloss marbles has completely changed the way a gloss worktop looks, particularly in our TopShape program. In the past, the matching edging was produced on 2 or 3 colour printing process. This allowed edging to be produced for many laminate patterns, but it was limited to fairly simple patterns. Now with new technology, complex patterns such as marbles can be matched exactly. The new edging is produced from a scan of the laminate décor to give an exact match. It is then digitally printed. This means that veins in marbles along with very complex patterns are now possible to match.

We hope that you will support our efforts and select our colours for your new kitchen design. Why don't you try out our new kitchen styler and see the colours for yourself, on **www.topform.ie**



FREE phone
1800 947 000



Elegant Oak Worktop
Available in both the TopPlus & TopShape range.

**NOW PRODUCING AMONGST THE BEST
QUALITY WORKTOPS IN THE WORLD**

We make worktops for the home: We produce some of Ireland's best known kitchen worktops:

TOP Contract

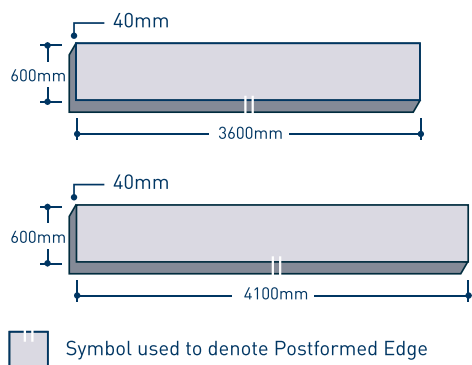
TOP PLUS

TOP SHAPE

TOP wood

Worktop Sizes

*Nero Granite also available in 4100mm lengths



TOP Contract

Specification

- Single postformed edge
- Laminated on top with high quality laminate
- Melamine foil backing
- Furniture grade chipboard core
- Available in 4 colours
- 40mm nominal thickness
- Available in 3.6m lengths (Nero Granite also available in 4.1m lengths).
- Wrap under profile

The TopContract Profile




PRICE BAND
A Nero Granite*
Texture: Crystal



PRICE BAND
A Sandstone
Texture: Pearl



PRICE BAND
A Stratos Beige
Texture: Pearl



PRICE BAND
A Greystone
Texture: Pearl

Value range worktop

If you need an affordable kitchen worktop, then **TOP Contract** is the answer for you. The beauty about this range of standard laminate worktops is that while ...

... it may be
competitively priced
it is also high in quality!

TopContract is manufactured using some of the highest quality laminate and furniture-grade chipboard available in the world today. Available in 4 colours, TopContract will complement any kitchen.


TopContract is a reliable and cost effective work surface, available in a 40mm wrap under profile.

For more information about where to get your hands on a TopContract worktop today, contact our sales office on:

FREE phone
1800 947 000

Greystone Worktop
Shown below in TopContract Range



A high-quality photograph of fresh chili peppers. In the upper half, several long, slender red and green peppers are scattered on a dark, vertically-grained wooden surface. In the lower-left foreground, a sharp, silver kitchen knife lies diagonally. To the right of the knife, a single red pepper has been sliced into several thin, circular rings, revealing the internal seeds and structure. The lighting is soft, highlighting the glossy texture of the peppers.

Innovative Design, Superior Quality



'Innovative design, superior quality, postformed worktops plus a whole lot more...'

TOP PLUS is a premium range of laminate based kitchen worktops, combining impressive and innovative design features aimed at satisfying the needs of design and quality conscious customers.

TopPlus combines the best of materials and the most technically advanced manufacturing equipment and processes, offered on the popular tight radii profile.

We have gone to the ends of the earth to select the very latest laminates and textures for you...

TopPlus is available in a multitude of vibrant colours and textures, guaranteeing you advanced performance and a unique look for your kitchen without complicating the fitting process. Select from our standard widths or have a worktop custom made.

These worktops are perfect for use in renovations, new house builds and indeed all kitchen designs. Why not complete the whole look by selecting a Splashback in a complimenting colour. Complimenting upstands are also available in many of the TopPlus colours, which can add to the overall look and design of the kitchen, see product matrix for details.

The laminate colours and the texture finishes on the TopPlus range compliment a wide range of tastes and look great in most of today's fashionable interiors. We guarantee that you will find a size and colour for every occasion.

To learn more about TopPlus
contact our sales office on:

FREE phone
1800 947 000

Ebony Worktop

Available in both the TopPlus & TopShape Range





Our TopPlus colours have been specifically selected to reflect the latest trends in fashion and interiors.




TOP PLUS

The TopPlus Unique Profile

The TopPlus Drip Seal

Our innovative drip resistant seal provides invisible lifelong protection to your worktop.



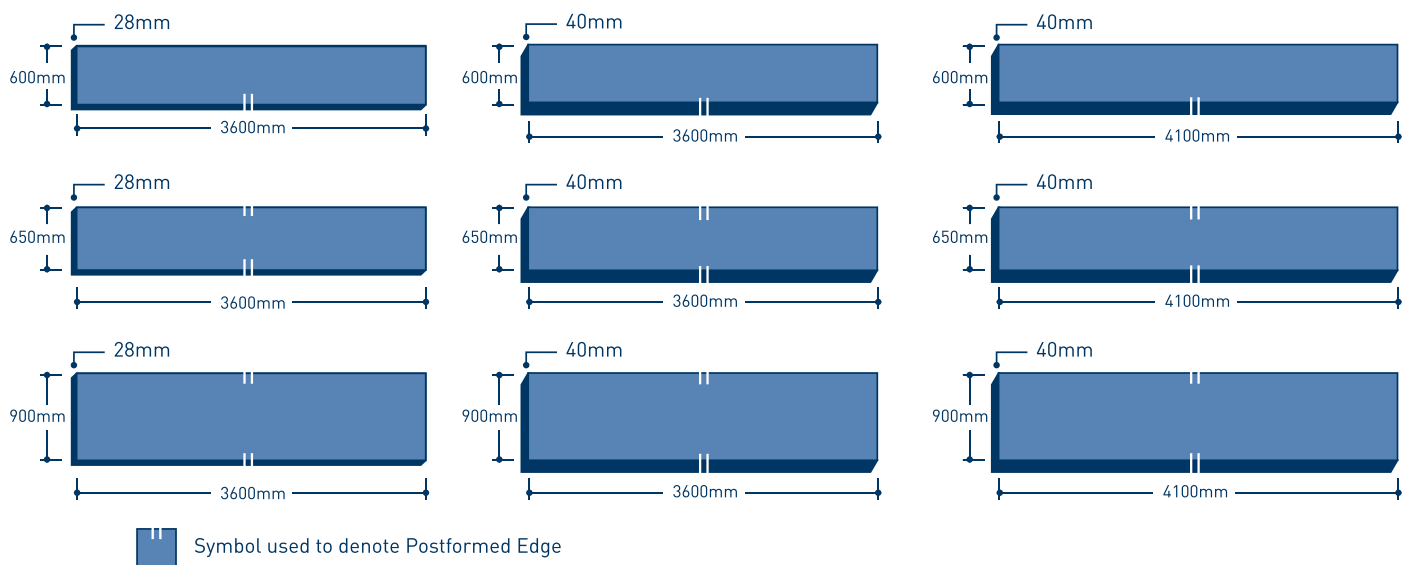
What makes TopPlus worktops so special?

- Available in stylish 'wrap-under' profile
- Innovative drip resistant seal
- Back edge seal
- Laminated on top with high quality, high pressure and hard wearing laminate
- Melamine foil backing
- Available in 28mm & 40mm nominal thickness- see matrix for available sizes
- Available in 3.6m & 4.1m lengths



White Star Astro Worktop
Available in both TopPlus range
and TopShape range

Worktop Sizes






Mature Oak Worktop
Available in both the TopPlus & TopShape range.





Darwin Marble Worktop

Available in both the TopPlus & TopShape range.



PRICE BAND **B** Honey Granite
Texture: Pearl



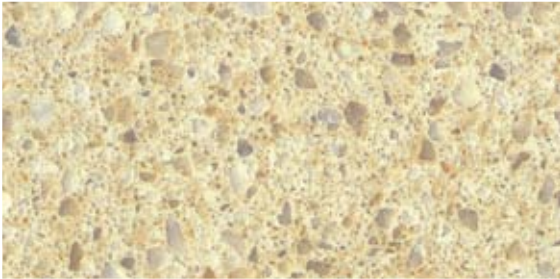
PRICE BAND **B** Tawny Granite
Texture: Crystal




PRICE BAND **B** Brown Granite
Texture: Pearl



PRICE BAND **B** Grey Zebrano
Texture: Universal



PRICE BAND **B** Drumlin
Texture: Universal




PRICE BAND **B** Graphite Melange
Texture: Sparkle




PRICE BAND **B** Luxor
Texture: Sparkle



PRICE BAND **B** Roundstone
Texture: Pearl




PRICE BAND **B** Polar White
Texture: Universal



PRICE BAND D
White Star Astro
Texture: Astro




PRICE BAND C
Blizzard Etchings
Texture: Etchings




PRICE BAND C
Black Granite Glossy
Texture: Gloss



PRICE BAND D
Black Star Astro
Texture: Astro



PRICE BAND C
Harvest Etchings
Texture: Etchings



PRICE BAND C
Andorra
Texture: Gloss



PRICE BAND C
Tan Brown
Texture: Etchings



PRICE BAND D
Silverback Marble
Texture: Gloss



PRICE BAND D
Darwin Marble
Texture: Gloss




PRICE BAND C
Tivoli Stone
Texture: Universal



PRICE BAND D
Mature Oak
Texture: Gloss




PRICE BAND D
Green Glass
Texture: Glass
Two Tone Edging, Grey Balancer



PRICE BAND C
Flame Slate
Texture: Slate 2



PRICE BAND D
Emperador
Texture: Gloss



Seagull Linen Worktop
Available in both the TopPlus & TopShape range.



Striped Coco
Texture: Gloss



Carrera Marble
Texture: Gloss





Carrera Marble Worktop
Available in both the TopPlus
& TopShape range.

TOP PLUS 3600mm lengths & 4100mm lengths



PRICE BAND **B** **Dark Walnut**
Texture: Pearl



PRICE BAND **B** **Light Walnut**
Texture: Pearl



PRICE BAND **B** **Travertine**
Texture: Universal



PRICE BAND **B** **Ebony**
Texture: Ridged




PRICE BAND **B** **Seagull Linen**
Texture: Linen



PRICE BAND **B** **Barley Linen**
Texture: Linen



PRICE BAND **B** **Rye Linen**
Texture: Linen



PRICE BAND **B** **Glacier Slate**
Texture: Slate 2



PRICE BAND **B** **African Slate**
Texture: Slate



PRICE BAND **B** **Elegant Oak**
Texture: Universal



PRICE BAND **B** **Charcoal Linen**
Texture: Linen



PRICE BAND **B** **Nakuru Wenge**
Texture: Pearl



Charcoal Linen Worktop
Available in both the TopPlus & TopShape Range



PRICE
BAND
B **Cosmic**
Texture: Slate 2



PRICE
BAND
B **Limestone**
Texture: Linen



PRICE
BAND
B **Kashmir Granite**
Texture: Universal



PRICE
BAND
B Dark Olive
Texture: Pearl



PRICE
BAND
B Light Olive
Texture: Pearl



PRICE
BAND
B Warm Oak
Texture: Woodgrain



PRICE
BAND
B Ocean Wood
Texture: Ridged



PRICE
BAND
B Forest Black
Texture: Slate 2




PRICE
BAND
B Oriental Block
Texture: Universal



Umber Granite Worktop

Available in both the TopPlus & TopShape range.



PRICE
BAND
B

Flagstone
Texture: Slate 2

PRICE
BAND
B

Pecan Marble
Texture: Slate 2

PRICE
BAND
B

Umber Granite
Texture: Slate 2

Light Walnut Worktop

Shown below in TopShape range
& also available in the TopPlus range.



Design It, Live It, Love It.



These tops are laminated on both sides with a square edge. I just '**Rip 'n' Fit**' and my job is done.

Fitter



A world of unique use options opens up with this product. There are so many creative **design ideas** possible with TopShape.

Designer



I'm so happy, I got the **dream kitchen** I've always wanted - it was so easy.

Customer



TOP SHAPE

The ultimate square edged worktop.

TOP SHAPE is the ultimate square edged kitchen worktop. Our very best laminate product is represented here in our TopShape range with many new innovative textures and new designs. We have carefully selected matching edging for TopShape where even the textured worksurfaces have a matching textured edging.

...We have succeeded in creating a work surface solution that changes the face of kitchen design.

TopShape is available in 34 contemporary laminate worktop designs. As TopShape comes pre-edged, installation is quick and easy and does not require any on site finishing. TopShape can and will revolutionize your kitchen designs.

Why not avail of our TopShape Custom programme, a Bespoke worktop service whereby, You Design... We Make! See page 26 for our easy to follow 4 step process to ordering your Custom tops.

FREE phone
1800 947 000

Rip 'n' Fit no need for edging.

Experience the remarkable versatility of this unique product.



Ebony Worktop and Gable End



TOP SHAPE CUSTOM

You Design... We Make

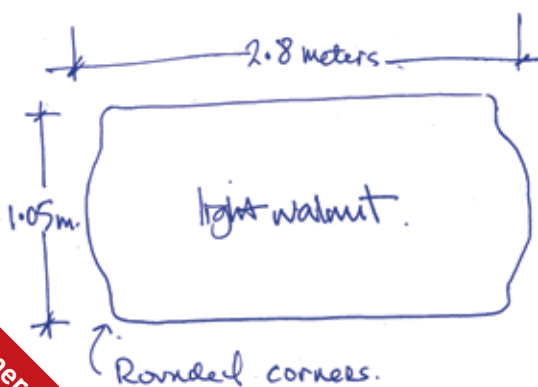
Our TopShape Custom programme is a Bespoke kitchen worktop service whereby, You Design... We Make!

Select from our standard sizes or use our TopShape Custom programme to have a worktop custom made to your own special size and design within short lead times and to a reasonable budget.

STEP 1

PLACE ORDER

Our customer places an order for an off standard TopShape worktop.



STEP 2

PRICE

The price is confirmed and then a **TECHNICAL DRAWING** is provided for customer approval.

Featuring a contemporary square edge profile, TopShape kitchen worktops are edged on all four sides and laminated both top and bottom with the same high quality laminate. Green glass has a two tone edging with a grey balancer, this guarantees a seamless finish every time.

TopShape is an off-the-shelf solution that is ready to go. Installation is quick and easy and does not require any on-site finishing. TopShape will revolutionize your kitchen designs.

What makes TopShape Shapes so special?

- Ready-to-go from stock.
- Laminated on both sides with heat, water and scuff resistant laminate.
- Square Edge profile. Edged on all four sides to match surface colour and texture.
- Furniture grade chipboard core.
- No exposed surface areas.
- 40mm nominal thickness.
- Customised individual pieces available.
- All products in the TopShape range are FSC® certified.



Square Edge Profile



TopShape Custom programme is an easy to follow 4 step process. It is a simple and seamless process which has proven to work, offering our customers a Bespoke solution with a factory finish.



Why not complete the whole look by selecting a Splashback or Upstand to compliment your kitchen design.

Tech

Drawing

TOP SHAPE		
CUSTOMER: <input type="text"/>		
APPROVED BY: <input type="text"/>		
PRINT NAME: <input type="text"/>		
DATE: <input type="text"/>		
SPECIFICATION: Light Walnut Edged all Around With Matching Edge Edge Joint as shown		
REQUESTED CHANGES: <input type="text"/>		
QUOTE PRICE: £0000 + VAT		
REQUESTED DATE: <input type="text"/>		
AGREED DATE: <input type="text"/>		
DRAWING PROVIDED BY: <input type="text"/>		
ORIGINAL ENQUIRY DATE: <input type="text"/>	DESCRIPTION: TOPSHAPE CUSTOM COMPONENT	NOTE: All dimensions in mm unless otherwise stated. Drawing is not necessarily to scale.
ORIGINAL DRAWING DATE: <input type="text"/>	REV. NO. 1	REVISIONS: <input type="text"/>
DRAWN BY: <input type="text"/>	TRACING NO: TP5H1264	

STEP 3

SIGN OFF

Our customer signs off on the drawing and returns it to sales staff. Worktop goes into production.

STEP 4

DELIVERY

Order by Monday for delivery within 2 weeks.




PRICE
BAND
B Flagstone
Texture: Slate 2

PRICE
BAND
D Mature Oak
Texture: Gloss

PRICE
BAND
D Silverback Marble
Texture: Gloss



Flagstone Worktop
Shown above in TopShape range,
also available in TopPlus range





PRICE BAND **B** Dark Walnut
Texture: Pearl



PRICE BAND **B** Light Walnut
Texture: Pearl




PRICE BAND **B** Ebony
Texture: Ridged



PRICE BAND **B** Travertine
Texture: Universal



PRICE BAND **C** Blizzard Etchings
Texture: Etchings



PRICE BAND **C** Harvest Etchings
Texture: Etchings



PRICE BAND **C** Andorra
Texture: Gloss




PRICE BAND **B** Glacier Slate
Texture: Slate 2



PRICE BAND **B** Luxor
Texture: Sparkle




PRICE BAND **D** Green Glass
Texture: Glass



PRICE BAND **B** Graphite Melange
Texture: Sparkle

Two Tone
Edging, Grey
Balancer



PRICE BAND **B** Nakuru Wenge
Texture: Pearl



PRICE BAND **B** Oriental Block
Texture: Universal



PRICE BAND **B** Ocean Wood
Texture: Ridged



Ocean Wood Worktop
Available in both the TopPlus & TopShape range.



PRICE
BAND
B Cosmic
Texture: Slate 2



PRICE
BAND
D Emperador
Texture: Gloss



PRICE
BAND
B Warm Oak
Texture: Woodgrain



TOP wood

Lasting Beauty
that won't cost the earth

Zebrano Worktop
TopWood Range



Lasting Beauty that won't cost the earth

To create a natural, authentic look in your kitchen, choose TopWood, our solid wood worktop.

It is important to note that all **TOP wood** timber tops are manufactured specifically for kitchen worktops. The difference is in the jointing system employed to give a life time of carefree and hassle free use. It is important to use our recommended oil and brackets for your warranty and peace of mind.

FREE phone
1800 947 000





TOP wood

The Square Edge Profile
for easy installation

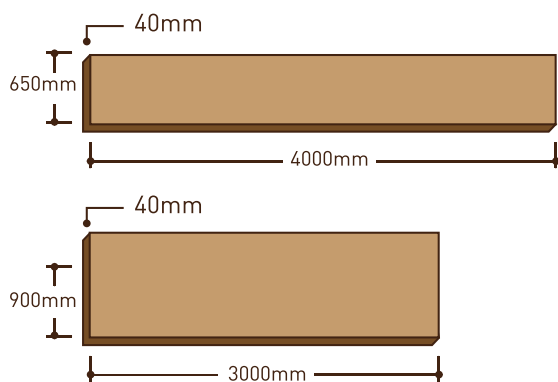
Finger jointed and glued
for maximum strength
and durability



What makes TopWood worktops so special?

- Quality solid wood.
- Sanded to 100 grit.
- Sourced from renewable forests.
- Available in 4000mm x 650mm and 3000mm x 900mm.
- Square edge profile.
- 40mm thick.
- Suitable for a wide range of installations.
- Hygienic, suitable for safe preparation of food.

TOP wood Worktop Sizes





American Walnut Worktop
TopWood Range



European Oak



Zebrano



American Walnut



Light Steamed Beech



Iroko

Upstands, Splashbacks, Universal Panels & Other Accessories



Ocean Wood Worktop and Splashback



Finishing touches for added flair

At Topform, we are dedicated to providing our customers with the full kitchen design solution. Innovative use of upstands, splashback and offcuts can dramatically improve the aesthetics and functionality of your new kitchen design.

Laminated splashbacks are available in complimenting colours and are ideal for areas behind the sink or hob. The added visual appeal of a well chosen splashback can be a great finishing touch to your kitchen design.

Our world class manufacturing techniques ensure that all our laminated worktops are perfectly finished. Whether your worktop is postformed or square edged, you can rely on the consistent quality of Topform.



Splashbacks, Upstands and Accessories Colours & Specifications

Splashbacks

Sizes:

3050mm x 600mm x 8mm
1000mm x 1000mm x 8mm

Specification:

- Laminate face
- Scarified laminate balancer
- 6mm MDF
- Square cut - no edging.

Upstand / Kicker Board

Sizes:

3600mm x 180mm x 18mm

Specification:

- Laminate face
- Scarified laminate balancer
- 18mm chipboard core
- Single Postformed.

Universal Panel

Sizes:

3600mm x 250mm x 18mm

Specification:

- Laminate face
- Laminate face on underside
- 18mm chipboard
- Square edged with PP edging on all 4 sides.

Honey Granite worktop and upstand





PRICE
BAND
B Grey Zebrano
Texture: Universal

PRICE
BAND
B Bubbles
Texture: Universal

PRICE
BAND
D French Plum
Texture: Gloss

PRICE
BAND
D Midnight Ivy
Texture: Ivy

PRICE
BAND
D Tangerine Ivy
Texture: Ivy

PRICE
BAND
D Alpine Ivy
Texture: Ivy

PRICE
BAND
D Titanium
Texture: Metal

PRICE
BAND
D Platinum
Texture: Metal


PRICE
BAND
D Cappuccino
Texture: Gloss

PRICE
BAND
D Dark Chocolate
Texture: Gloss

PRICE
BAND
D Lime Zest
Texture: Gloss

All laminate colours by Topform are identified by texture throughout the brochure. The range of textures available from Topform reflect our commitment to providing you with choice and quality when it comes to choosing a new worktop.

We have searched the world to bring innovative products to you...



TOP Contract




TOP PLUS

TOP SHAPE

How to care for your laminated work surface.

The following is a Care & Maintenance Guide only. The information presents the most effective ways of fitting and caring for your worktop. The warranty is only valid if guidelines as described are followed.

Things to do and things to avoid

	Things To Do	Things To Avoid
HEAT 	To prevent damage from hot objects, use heat resistant mats on the surface of the worktop. Always use ashtrays for cigarettes.	Never place objects from the oven or hob directly onto the laminate surface since this may lead to blistering. Care should also be taken with hot irons and cigarettes.
SCRATCHING 	Always use a chopping board for preparing food.	Some crockery items, kitchen utensils and other objects sliding across your worktops will produce fine scratches in the laminate. Try to avoid sliding rough based objects across the surface. Never cut foodstuffs directly on the laminate surface.
MOISTURE 	Wipe spilt liquids away from joints and cut-outs immediately. Ensure that all inset appliances are properly sealed with a suitable waterproof silicone sealant.	Moisture will not harm the laminate surface itself but it is advisable to wipe away any spillages as soon as possible. The critical areas are around joints and cut-outs.

CAUTION HEAVY:

**Please use the appropriate safety clothing and lifting equipment.
Protective gloves must be worn whilst handling worktops.**

Cleaning:

General cleaning of the surface requires only a damp cloth & a mild detergent or non abrasive cleaner diluted in warm water. Some strong chemicals, dyes and fruit juices may harm your TopContract, TopPlus & TopShape work surface.

In the event of spillage always wipe up, rinse & dry the area thoroughly. Do not leave liquids lying on the surface. They may seep through a joint and affect the core board.

Note: Prolonged contact with some PVC aprons may promote premature wear of the work surface. Abrasive scouring powders, creams and even polishes should all be avoided.

Wear Resistance:

TopContract, TopPlus & TopShape worktops provide a hard wearing surface. However, the surface will be damaged by scratching of sharp knives or other sharp utensils. It is recommended that a cutting board or protective mat be used when using such implements.

TOP Wood

How to care for your solid wood work surface.

Our solid wood worktops from the TopWood range are easy to maintain and easy to repair. Minor scuffs and abrasions can be easily sanded and finished with danish oil.

Lifetime Warranty:



Topform worktops have a lifetime warranty against manufacturing defects. The manufacturer undertakes to make good by repair and/or replacement (at its own discretion) any worktop shown to have failed by any reason of defects in design, materials or workmanship. This warranty is subject to fair wear and tear and providing that the installation, care and maintenance instructions have been followed and that the product has been properly used for its intended purpose. The worktop warranty becomes void once the postform edge is cut off. This undertaking is in addition to the consumers' statutory rights and does not affect those rights in any way. This warranty covers domestic installations only. No claims for replacement costs will be entertained if the worktop is not fully inspected before fitting.

TOPFORM® Colours at a Glance

TOP Contract



Limestone Worktop
Available in both the TopPlus & TopShape range.




Continued next page...

TOP PLUS

Available in 4100mm Lengths




Umber Granite Slate 2 Elegant Oak Universal Cosmic Slate Slate 2 Dark Olive Pearl Ebony Ridged



Flagstone Slate 2 Forest Black Slate 2 Glacier Slate Slate 2 Kashmir Granite Universal Light Olive Pearl




Nakuru Wenge Pearl Ocean Wood Ridged Oriental Block Universal Pecan Marble Slate 2 Warm Oak Woodgrain



Seagull Linen Linen Limestone Linen Rye Linen Linen Barley Linen Linen Charcoal Linen Linen African Slate Slate

TOP wood



European Oak Zebrano American Walnut Light Steamed Beech Iroko

					
Silverback Marble Gloss	Carrera Marble Gloss	Darwin Marble Gloss	Striped Coco Gloss	Mature Oak Gloss	Limestone Linen
					
White Star Astro Astro	Black Star Astro Astro	Seagull Linen Linen	Rye Linen Linen	Barley Linen Linen	Charcoal Linen Linen
					
African Slate Slate	Umber Granite Slate 2	Elegant Oak Universal	Andorra Gloss	Blizzard Etchings Etchings	Cosmic Slate Slate 2
					
Dark Walnut Pearl	Ebony Ridged	Emperador Gloss	Flagstone Slate 2	Glacier Slate Slate 2	Graphite Melange Sparkle
					
Green Glass Glass	Harvest Etchings Etchings	Light Walnut Pearl	Luxor Sparkle	Nakuru Wenge Pearl	Ocean Wood Ridged
					
Oriental Block Universal	Travertine Universal	Warm Oak Woodgrain	Grey Zebrano Universal		

TOPFORM® Product Matrix

TOP Contract

Colour	Texture	Price Band				3600mm x 28mm			3600mm x 40mm			4100mm x 40mm		
		A	B	C	D	600mm SPF	650mm DPF	900mm DPF	600mm SPF	650mm DPF	900mm DPF	600mm SPF	650mm DPF	900mm DPF
Greystone	Pearl	•							•					
Nero Granite	Crystal	•							•			•		
Sandstone	Pearl	•							•					
Stratos Beige	Pearl	•							•					

TOP Wood

Species	4000mm x 650mm x 40mm	3000mm x 900mm x 40mm	Danish Oil	Shrinking Brackets
American Walnut	•	•	•	•
European Oak	•	•	•	•
Iroko	•	•	•	•
Light Steamed Beech	•	•	•	•
Zebrano	•	•	•	•

TOP SHAPE

- Standard stock
- Optional extra - additional lead time and price will apply

		Price Band				TopShape Worktops								Accessories					
						3600mm x 40mm		4050mm x40mm		3600mm x 25mm		4050mm x25mm		Custom/ Bespoke Worktops Available	Upstand/ Kicker Board	Universal Panel	Splashback		Additional Edging
Colour	Texture	A	B	C	D	3600mm x 650mm	3600mm x 900mm	4050mm x 650mm	4050mm x 900mm	3600mm x 650mm	3600mm x 900mm	4050mm x 650mm	4050mm x 900mm			3600mm x 180mm x 18mm SPF	3600mm x 250mm x 18mm Square Edged with PP Edging	3050mm x 600mm x 8mm	1000mm x 1000mm x 8mm
African Slate	Slate		●					●	●					●	●	●	■	■	●
Andorra	Gloss			●		●	●							●	●	●	■	■	●
Barley Linen	Linen		●					●	●					●	●	●	●	●	●
Black Star Astro	Astro				●	●	●			●	●			●	●	●	●	●	●
Blizzard Etchings	Etchings			●		●	●							●	●	●	■	■	●
Carrera Marble	Gloss				●	●	●			●	●			●	●	●	■	■	●
Charcoal Linen	Linen		●					●	●			●	●	●	●	●	●	●	●
Cosmic	Slate 2		●					●	●					●	●	●	■	■	●
Dark Walnut	Pearl		●					●	●					●	●	●	■	■	●
Darwin Marble	Gloss				●	●	●			●	●			●	●	●	■	■	●
Ebony	Ridged		●					●	●					●	●	●	■	■	●
Elegant Oak	Universal		●					●	●			●	●	●	●	●	●	●	●
Emperador	Gloss				●	●	●			●	●			●	●	●	■	■	●
Flagstone	Slate 2		●					●	●			●	●	●	●	●	■	■	●
Glacier Slate	Slate 2		●					●	●					●	●	●	■	■	●
Graphite Melange	Sparkle		●			●	●			●	●			●	●	●	■	■	●
Green Glass	Glass				●	●	●							●	●	●	●	●	●
Grey Zebrano	Universal		●			●	●			●	●			●	●	●	●	●	●
Harvest Etchings	Etchings			●		●	●							●	●	●	■	■	●
Light Walnut	Pearl		●					●	●					●	●	●	■	■	●
Limestone	Linen		●					●	●					●	●	●	■	■	●
Luxor	Sparkle		●			●	●							●	●	●	■	■	●
Mature Oak	Gloss				●	●	●							●	●	●	■	■	●
Nakuru Wenge	Pearl		●					●	●					●	●	●	■	■	●
Ocean Wood	Ridged		●					●	●					●	●	●	■	■	●
Oriental Block	Universal		●					●	●					●	●	●	■	■	●
Rye Linen	Linen		●					●	●					●	●	●	●	●	●
Seagull Linen	Linen		●					●	●					●	●	●	●	●	●
Silverback Marble	Gloss				●	●	●			●	●			●	●	●	■	■	●
Striped Coco	Gloss				●	●	●							●	●	●	●	●	●
Travertine	Universal		●					●	●					●	●	●	■	■	●
Umber Granite	Slate 2		●					●	●					●	●	●	■	■	●
Warm Oak	Woodgrain		●					●	●					●	●	●	■	■	●
White Star Astro	Astro				●	●	●			●	●			●	●	●	●	●	●

The company reserves the right to change specifications at any time without notice.
Every effort has been made to achieve faithful representations, but due to printing limitations, discrepancies may occur.

For further information FREEPHONE **1800 947 000**

• Standard stock

■ Optional extra - additional lead time and price will apply

		Price Band				TopPlus Worktops									Accessories				
						3600mm x 28mm			3600mm x 40mm			4100mm x 40mm			Upstand/ Kicker Board	Universal Panel	Splashback		Additional Edging
Colour	Texture	A	B	C	D	600mm SPF	650mm DPF	900mm DPF	600mm SPF	650mm DPF	900mm DPF	600mm SPF	650mm DPF	900mm DPF	3600mm x 180mm x 18mm SPF	3600mm x 250mm x 18mm Square Edged with PP Edging	3050mm x 600mm x 8mm	1000mm x 1000mm x 8mm	5 Linear Metres
African Slate	Slate		•									•	•	•	•	•	■	■	•
Andorra	Gloss			•		•	•	•	•	•	•				•	•	■	■	•
Barley Linen	Linen		•									•	•	•	•	•	•	•	•
Black Granite Glossy	Gloss			•		•	•	•	•	•	•				■		■	■	•
Black Star Astro	Astro				•	•	•	•	•	•	•				•	•	•	•	•
Blizzard Etchings	Etchings			•		•	•	•	•	•	•				•	•	■	■	•
Brown Granite	Pearl		•			•	•	•	•	•	•				■		■	■	•
Carrera Marble	Gloss				•	•	•	•	•	•	•				•	•	■	■	•
Charcoal Linen	Linen		•									•	•	•	•	•	•	•	•
Cosmic	Slate 2		•									•	•	•	•	•	■	■	•
Dark Olive	Pearl		•									•	•	•	■		■	■	•
Dark Walnut	Pearl		•			•	•	•	•	•	•	•	•	•	•	•	■	■	•
Darwin Marble	Gloss				•	•	•	•	•	•	•				•	•	■	■	•
Drumlin	Universal		•			•	•	•	•	•	•				■		■	■	•
Ebony	Ridged		•									•	•	•	•	•	■	■	•
Elegant Oak	Universal		•									•	•	•	•	•	•	•	•
Emperador	Gloss				•	•	•	•	•	•	•				•	•	■	■	•
Flagstone	Slate 2		•									•	•	•	•	•	■	■	•
Flame Slate	Slate 2			•		•	•	•	•	•	•				■		■	■	•
Forest Black	Slate 2		•									•	•	•	■		■	■	•
Glacier Slate	Slate 2		•									•	•	•	•	•	■	■	•
Graphite Melange	Sparkle		•			•	•	•	•	•	•				•	•	■	■	•
Green Glass	Glass				•	•	•	•	•	•	•				•	•	•	•	•
Grey Zebrano	Universal		•			•	•	•	•	•	•				•	•	•	•	•
Harvest Etchings	Etchings			•		•	•	•	•	•	•				•	•	■	■	•
Honey Granite	Pearl		•			•	•	•	•	•	•				■		■	■	•
Kashmir Granite	Universal		•									•	•	•	■		■	■	•
Light Olive	Pearl		•									•	•	•	■		■	■	•
Light Walnut	Pearl		•			•	•	•	•	•	•	•	•	•	•	•	■	■	•
Limestone	Linen		•									•	•	•	•	•	■	■	•
Luxor	Sparkle		•			•	•	•	•	•	•				•	•	■	■	•
Mature Oak	Gloss				•	•	•	•	•	•	•				•	•	■	■	•
Nakuru Wenge	Pearl		•									•	•	•	•	•	■	■	•
Ocean Wood	Ridged		•									•	•	•	•	•	■	■	•
Oriental Block	Universal		•									•	•	•	•	•	■	■	•
Pecan Marble	Slate 2		•									•	•	•	■		■	■	•
Polar White	Universal		•			•	•	•							■		■	■	•
Roundstone	Pearl		•			•	•	•	•	•	•				■		■	■	•
Rye Linen	Linen		•									•	•	•	•	•	•	•	•
Seagull Linen	Linen		•									•	•	•	•	•	•	•	•
Silverback Marble	Gloss				•	•	•	•	•	•	•				•	•	■	■	•
Striped Coco	Gloss				•	•	•	•	•	•	•				•	•	•	•	•
Tan Brown	Etchings			•		•	•	•	•	•	•				■		■	■	•
Tawny Granite	Crystal		•			•	•	•	•	•	•				■		■	■	•
Tivoli Stone	Gloss			•		•	•	•	•	•	•				■		■	■	•
Travertine	Universal		•			•	•	•	•	•	•	•	•	•	•	•	■	■	•
Umber Granite	Slate 2		•									•	•	•	•	•	■	■	•
Warm Oak	Woodgrain		•									•	•	•	•	•	■	■	•
White Star Astro	Astro				•	•	•	•	•	•	•				•	•	•	•	•

Splashbacks

Colour	Texture	Price Band				Splashback	
		A	B	C	D	3050mm x 600mm x 8mm	1000mm x 1000mm x 8mm
Alpine Ivy	Ivy				•	•	•
Bubbles	Universal		•			•	•
Cappuccino	Gloss				•	•	•
Dark Chocolate	Gloss				•	•	•
French Plum	Gloss				•	•	•
Grey Zebrano	Universal		•			•	•
Lime Zest	Gloss				•	•	•
Midnight Ivy	Ivy				•	•	•
Platinum	Metal				•	•	•
Tangerine Ivy	Ivy				•	•	•
Titanium	Metal				•	•	•



Creative Worktop Solutions

Contact Us:

Topform Limited
Tubber Road
Gort
Co. Galway
Ireland

T: +353 (0)91 631616
F: +353 (0)91 631619
E: sales@topform.ie

www.topform.ie

Recommended Distributor

FREEPHONE
1800 947 000

